

Light and Sound Mobile

Directions

1. Use a stick as the frame for your mobile. Tie a string or ribbon on both ends to hang it.
2. Cut different lengths of string or twine, and tie one end of each to your stick.
3. Cut out the Light and Sound images and quotes you like from the three handouts.
4. Glue two same-size images back to back with one of the strings in between them. You can place as many items as you wish on each string.
5. Use your imagination to make your mobile unique. You could add your own drawings, shells, rocks, bells, beads, or anything you can find that reflects light or makes a sound.

The Light
and Sound are
God speaking
to you!

The Light
and Sound
open your
heart to God's
love!

Be creative
with your
spiritual exercises
to experience the
Light and Sound of
God for
yourself.

The Light
and Sound
fill your being
with joy and
love.

The Light
and Sound is
God's love in
action.

All Souls
are made of
Light and
Sound.

HU



Colors of
Light in the
God Worlds
of ECK

Soul Planes

Etheric Plane
Intuition

Mental Plane
Mind

Physical Plane
Senses

Astral Plane
Emotion

Causal Plane
Memory

Sounds of the God Worlds of ECK

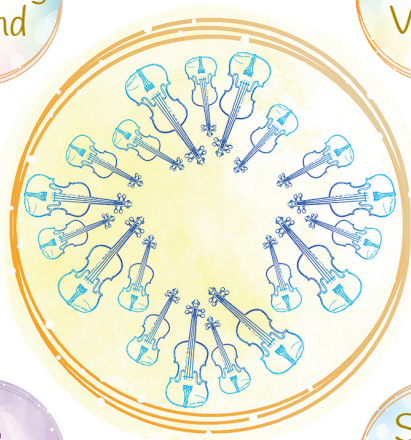


Music
of Wood-
winds



Humming
Sound

Thousand
Violins




Single
Note of a
Flute



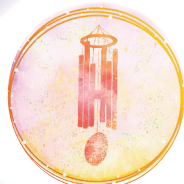
Running
Water

Buzzing
Bees



Thunder

Roar of
the Sea



Tinkling
Bells

